
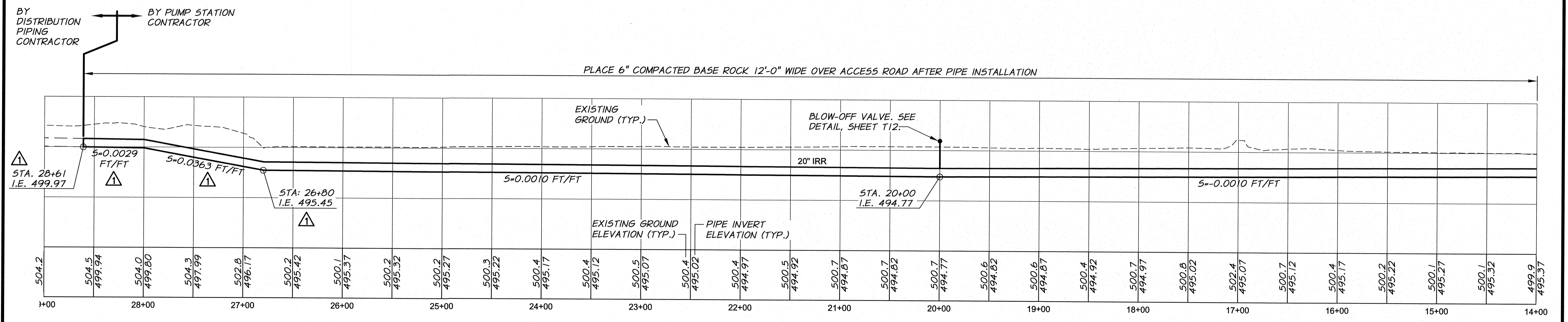



NOTES
 1. DEFLECT PIPING AS REQUIRED TO MAINTAIN ALIGNMENT AS SHOWN. DO NOT EXCEED MANUFACTURER'S ALLOWABLE DEFLECTION PER JOINT.



RECORD DRAWINGS		H.P.	11/10
REVISION - PIPE ALIGNMENT		B.M.	12/09
DESIGNED BY	B. MOORE	XREFS:	TB-PumpSta.dwg
DRAWN BY	D. CHRISTMAN	JOB NUMBER	1199-336
REVIEWED BY	H. PERRY	ACAD FILE:	SitePiping.dwg
		DATE	2009
COPYRIGHT 2010 BY ANDERSON-PERRY & ASSOC., INC.			

RECORD DRAWINGS
 These record drawings have been prepared, in part, on the basis of information compiled and furnished by others. They may contain some discrepancies and omissions, and do not necessarily represent "exact" field conditions. The Owner and the Engineer accept no responsibility for their accuracy.



BENTON IRRIGATION DISTRICT
 IRRIGATION SYSTEM IMPROVEMENTS
 RIVER PUMP STATION
 PIPING
 NORTH MAIN LINE - PLAN AND PROFILE II

SHEET
P6
 20 OF 60