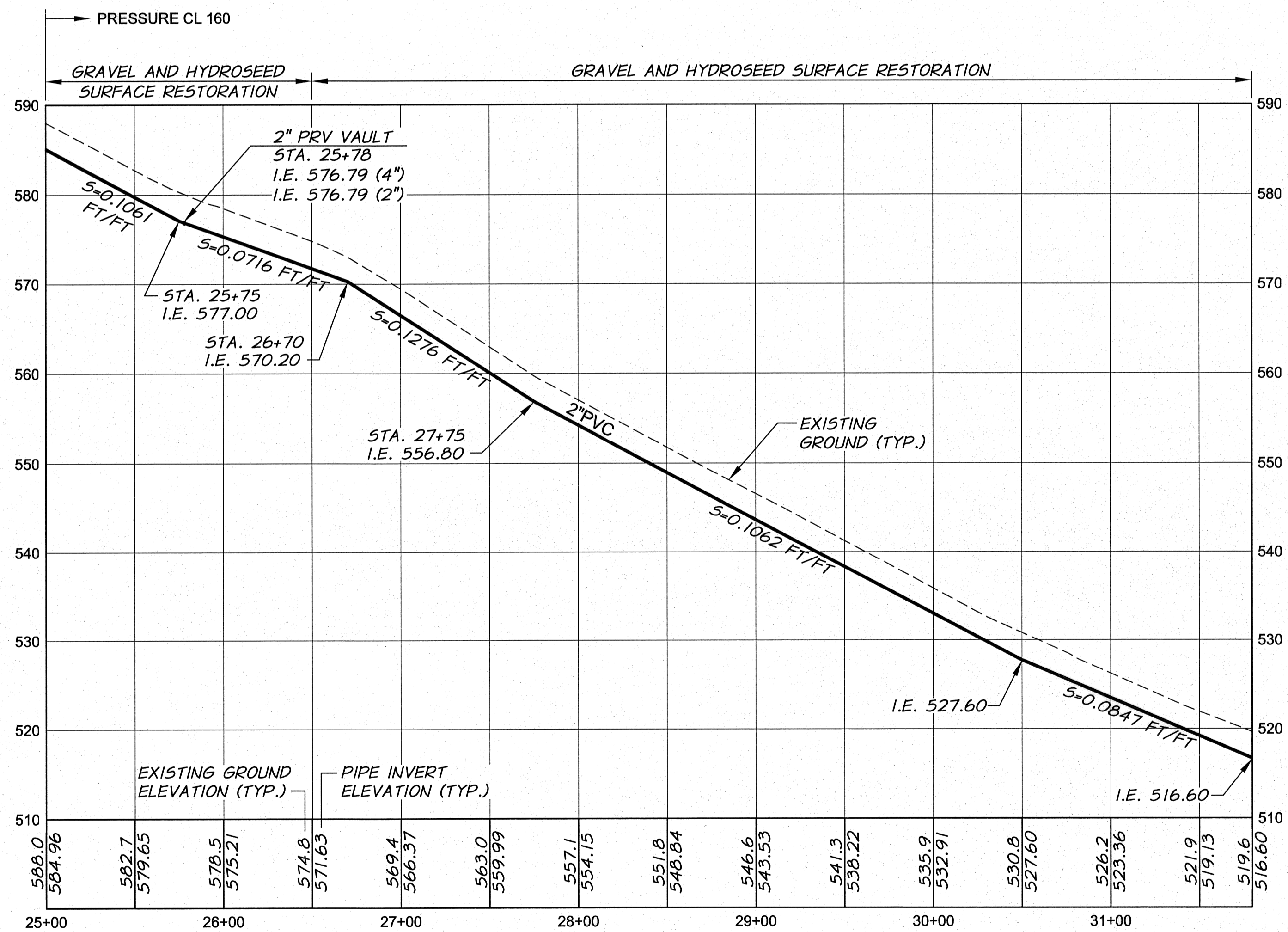



▲ 1 1/4" TYPE B PRV STATION, SEE SHEET 119. DOWNSTREAM PRESSURE SET AT 45 PSI. UPSTREAM OPERATING PRESSURE APPROXIMATELY 90 PSI. STATIC PRESSURE APPROXIMATELY 127 PSI.



ADDITIVE ALTERNATIVE A




RECORD DRAWING		E.H.	12/11
DESIGNED BY	R. HARRIS	XREFS:	TB-BID.dwg
DRAWN BY	R. RASMUSSEN		
REVIEWED BY	H. PERRY		

HORIZ. SCALE	1"=50'	VERT. SCALE	1"=10'
JOB NUMBER	1199-336	DATE	2009
ACAD FILE	WAGONWHEEL-PNP.dwg		
COPYRIGHT 2009 BY ANDERSON-PERRY & ASSOC., INC.			

RECORD DRAWINGS

These record drawings have been prepared, in part, on the basis of information compiled and furnished by others. They may contain some discrepancies and omissions, and do not necessarily represent "exact" field conditions. The Owner and the Engineer accept no responsibility for their accuracy.



**BENTON IRRIGATION DISTRICT
IRRIGATION SYSTEM IMPROVEMENTS
PHASE I**

WAGONWHEEL TO MONTANA ROAD PIPING
PLAN AND PROFILE - STA. 25+00 TO 31+00

SHEET

108

ARCHIVED